

State Technical Assistance Webinar

Strengthening Connections: Strategies, Insights, and Data for Child Injury Prevention

April 15, 2026



Advancing the Field of Injury and Violence Prevention



Children's
Safety
Network

National
Partnerships



Training and
Technical Assistance



Learning
Collaboratives



Webinars and
Resources



Funding Sponsor

The Children's Safety Network is supported by the Health Resources and Services Administration (HRSA) of the U.S. Department of Health and Human Services (HHS) under the Child and Adolescent Injury and Violence Prevention Resource Centers Cooperative Agreement (U49MC28422) for \$5,000,000 with 0 percent financed with non-governmental sources. This information or content and conclusions are those of the author and should not be construed as the official position or policy of, nor should any endorsements be inferred by HRSA, HHS or the U.S. Government.



Engagement




Closed **Captions** can be viewed by clicking the CC button at the bottom of your Zoom screen



We will provide **verbal descriptions and summaries** of slide content and chat messages



Follow-up materials such as recordings and handouts will be available and meet or exceed compliance guidance



Use the **chat feature** to ask questions and make comments throughout




Please **stay muted** when not speaking



Please turn your **camera on**, if possible, to facilitate our engagement



This **session will be recorded** and posted on the CSN website



Rename yourself with your state abbreviation and full name

Community Guidelines

We ask during today's session that you:

- Focus on intentional presence
- Bring a curious stance
- Be partners in learning
- Honor others' perspectives, experiences and learning styles
- Take care of yourself as needed



Today's Agenda

- Welcome and introductions
- Risk and protective factors
Natalie Wilkins, Centers for Disease Control and Prevention
and Clare Grace Jones, Children's Safety Network
 - Shared risk and protective factors for child injury
 - Effective protective strategies
 - Sources of data on risk and protective factors
 - A closer look at school connectedness
- Sharing from the field
Terry Love, Tennessee Department of Health
- Questions, discussion and closing



Presenters



Natalie Wilkins

Health Scientist, Team Lead
Centers for Disease Control and Prevention, U.S.
Department of Health and Human Services



Clare Grace Jones

Senior Training and Technical Assistance Associate
Children's Safety Network
at Education Development Center

Risk and Protective Factors: Tipping the Scales

Risk factors are characteristics associated with a higher likelihood of negative outcomes.

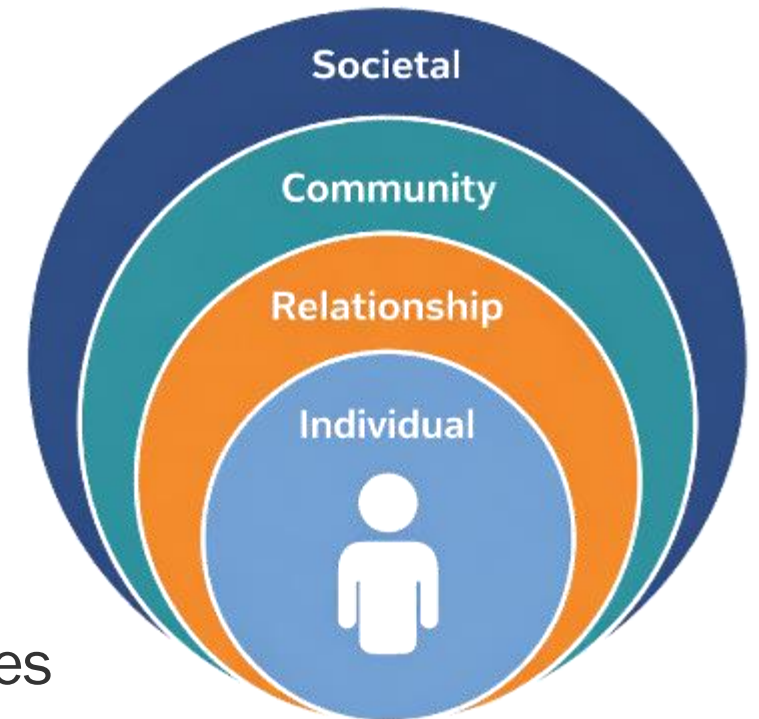
Protective factors are characteristics associated with a lower likelihood of negative outcomes or that reduce a risk factor's impact.



Effective Protective Strategies

- **Enforcement**
 - Use of laws, policies, and regulations
 - Includes ensuring rules are in place and consistently applied
- **Education**
 - Increase awareness, knowledge, and skills
 - Includes training, workshops, and campaigns that build understanding, shift norms, and promote healthy behaviors and relationships
- **Engineering**
 - Changes to physical environments, systems, or structures
 - Includes designing safer spaces, modifying processes, or creating barriers

Socio-Ecological Model



How Can We Use Risk and Protective Factors?

- **Guide Strategy Selection**
 - Choosing best-fit, evidence-based strategies
 - Targeting efforts across the socioecological model
 - Strengthening protective factors & reducing risks
- **Focus Efforts**
 - Prioritizing populations and communities at increased risk
 - Identifying gaps in prevention efforts
 - Allocating resources effectively
- **Build Partnerships & Alignment**
 - Identifying partners working on shared factors
 - Aligning strategies across sectors
 - Informing policy and systems change
- **Improve Impact**
 - Informing program design and adaptation
 - Developing evaluation measures and outcomes
 - Framing issues for stakeholders and funders

Sources of Data on Risk and Protective Factors

From the Centers for Disease Control and Prevention (CDC)

- [Youth Risk Behavior Surveillance System \(YRBSS\)](#) measures health-related behaviors and experiences that can lead to death and disability among youth and adults.
- [Web-based Injury Statistics Query and Reporting System \(WISQARS\)](#) provides data on factors related to injury, allowing researchers to correlate injury rates with factors like geographic location and socioeconomic status.
- [Wide-ranging ONline Data for Epidemiologic Research \(WONDER\)](#) provides access to a wide array of public health information.
- [National Center for Health Statistics \(NCHS\)](#) measures health characteristics and conditions across the United States.

From the Health Resources and Services Administration (HRSA)

- [National Survey of Children's Health \(NSCH\)](#) provides national and state level data for key measures of child health and well-being.

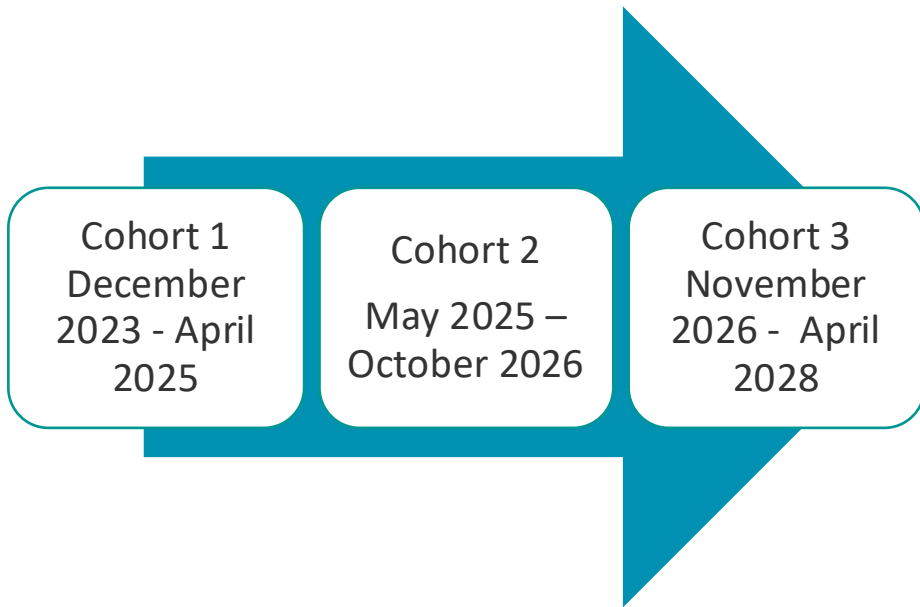
CSN Change Packages

- Integrate risk and protective factors for each child safety topic across the socioecological model
- Present a menu of evidence-based change ideas, and measures
- Provide a quality improvement framework
- Are available to CSLC members




Save the Date

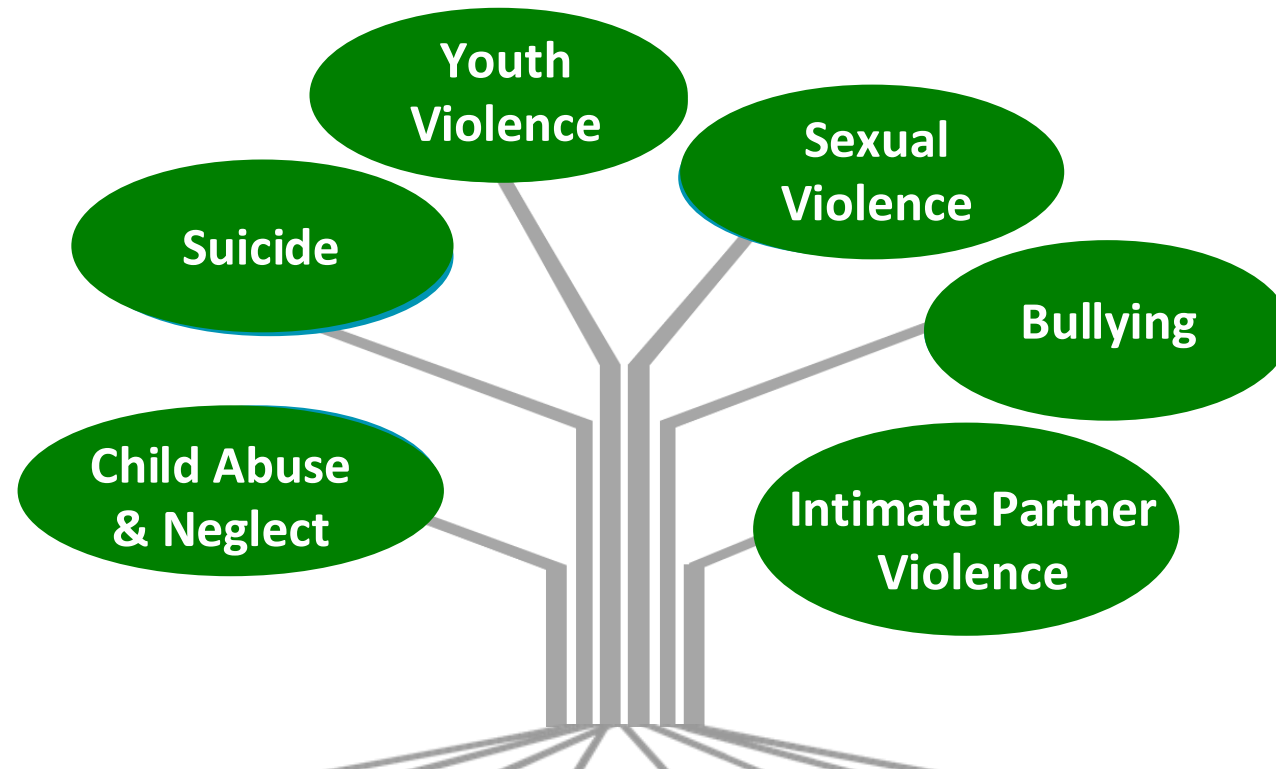
Children's Safety Learning Collaborative Applications Open June 22, 2026!



Discussion:
How are you currently addressing risk or protective factors in your work?



Shared Protective Factors



Individual Factors



Problem Solving Skills



Connection & Commitment to School

Relationship Factors



Family Support & Connectedness

Community & Societal Factors



Connection to Community



Access to MH & Substance Abuse Services



Coordination of Services

School Connectedness

The belief held by students that adults and peers in school care about their learning as well as about them as individuals. This includes a sense of being cared for, being supported, and belonging.




School Connectedness and Adolescent Health

School Connectedness is associated with healthier behaviors and outcomes in **adolescence** and enduring into **adulthood**, including....



Substance Use




Experiences of Violence



Suicide and Poor Mental Health Outcomes

Percentage of high school students who strongly agree or agree that they feel close to people at their school (YRBS, 2023)



What Can Schools Do?

Positive Youth
Development



Classroom
Management



Positive Youth Development



Mentoring



Service Learning



Community-Based Programs

Classroom Management



Classroom Management

Approaches to Support School Connectedness

[Print](#)



Some classroom management approaches strengthen school connectedness. See below for example strategies, tools, and templates that school staff can use to apply these approaches in their face-to-face, virtual, or blended learning modes.



Sharing from the Field



Terry Love

Injury Prevention Director
Tennessee Department of Health

Questions and Discussion



Thank you!

- 1 Please fill out our brief evaluation:



- 3 Visit our website:
childrenssafetynetwork.org

- 2 Follow us on social media:

 [Children's Safety Network](#)

 [Children's Safety Network](#)

 [@ChildrensSafety](#)

 [Children's Safety Network](#)