

# Welcome!

Unmute or share in the chat:

- Name
- Role & State

And drop an emoji or a gif that matches your energy today





# Bullying Prevention Topic Call

Cohort 2: Topic Call 5  
March 10, 2026



# Funding Sponsor

The Children's Safety Network is supported by the Health Resources and Services Administration (HRSA) of the U.S. Department of Health and Human Services (HHS) under the Child and Adolescent Injury and Violence Prevention Resource Centers Cooperative Agreement (U49MC28422) for \$5,000,000 with 0 percent financed with non-governmental sources. This information or content and conclusions are those of the author and should not be construed as the official position or policy of, nor should any endorsements be inferred by HRSA, HHS or the U.S. Government.



# CSLC Confidentiality & Data Sharing

*All materials provided by CSN (via our CSLC web portal, CSLC e-mails, and CSLC Calls) and data submitted to the CSLC are for use only within the CSLC and are not to be shared without the explicit consent of CSN staff and/or the individual state representatives who have submitted that data.*



# Engagement



Closed Captions can be viewed by clicking the CC button on your toolbar



We will provide verbal descriptions of slide content and chat messages.



Due to agency policy we cannot allow AI bots to attend CSLC meetings and events.



Use the chat feature to ask questions and make comments throughout.



Please stay muted when not speaking.



Please turn your camera on, if able, to facilitate engagement.



Rename yourself with your state abbreviation and full name.

# Community Guidelines

We ask during today's session that you:

- Focus on intentional presence
- Bring a curious stance
- Be partners in learning
- Honor others' perspectives, experiences and learning styles
- Take care of yourself as needed



# Today's Agenda

- Welcome and opening chat
- Storyboards
  - Why create a storyboard?
  - How to create a storyboard
  - Next steps
- State updates/questions/discussion
- Upcoming events and reminders



# What is a Storyboard?

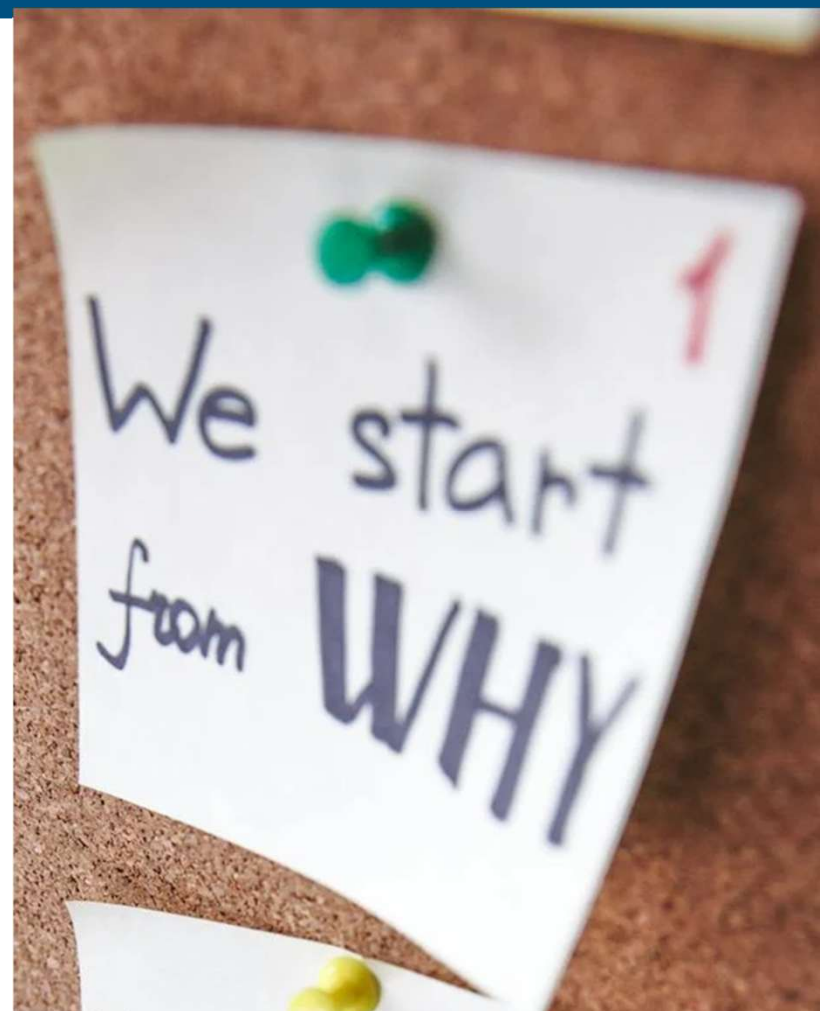
Simply put, a storyboard is a visual representation of information



# Why create a Storyboard?

Storyboarding can:

- Serve as a roadmap to guide your work
- Help identify gaps and next steps
- Provide a concise, visual way to share your work with current and potential partners and funders (building capacity and sustainability)
- Help your team recognize and celebrate accomplishments



# Leveraging Storyboards



## In your work

- Promote your work to senior leadership, funders, partners, and/or the public
- Provides a touchstone to inspire continued progress and improvement

## In the CSLC

- Storyboards will be posted on the web portal and shared during learning sessions which provides opportunities for collaboration, peer learning, and celebrating successes
- Provides relevant information to showcase CSLC work to HRSA/MCHB

# How do you create a Storyboard?

Storyboards are flexible!  
Design them in a way that best meets your goals for communicating with your audience.

- Project Rationale
- Project Approach
- Tell Your Impact Story
- Next Steps

CSLC Storyboard Guidance

- *Plan:* Problem/Issue, scope, project goals, current state process, root cause analysis, current state observations, strategies/improvement theories
- *Do:* Activities/plan to address the problem, rapid cycle improvements, testing details
- *Study:* Analysis of testing, observations of changes compared to expectations
- *Act:* Decision to adopt, adapt or abandon, rationale for decision, sustainment plan for improvements realized

Minnesota Department of Health, [Quality Improvement Storyboard](#)

# Consider Including the following:

## Project Rationale

- Problem statement, aim statement and goals

## Project Approach

- Theory of change, change ideas and how you plan to operationalize
- Measurement strategy
- Team composition, roles, and partnerships

## Tell Your Impact Story

- Progress towards achieving goals; quantitative & qualitative data to demonstrate impact
- How data collection and analysis, and application of QI concepts and principles has informed your work
- How participation in the CSLC allowed you to have greater impact in your work
- Lessons learned

## Next Steps

- New 90-day aim statement
- Next steps to sustain your gains
- Aspirations beyond the CSLC

# Helpful Tips

- Use graphics and images to help tell your story
- Get permission for images or use sources that provide royalty/copyright free images
- Use subtle, consistent backgrounds/templates
- Ensure high contrast between backgrounds and text for readability
- Use clear titles and labels with larger font (40pt or larger for headers)
- Use simple, larger fonts to ensure content can be read easily (suggested 24 pt or larger)
- Use key words and phrases instead of longer sentences or paragraphs.
- Avoid jargon and spell out acronyms

# Storyboard Examples

# AIM Statement

By 2030, increase access to self-harm and suicide prevention education and resources for youth aged 10-19 years by 5% in the State.



## Resources

— Preventing Youth Suicide —  
**DO YOU KNOW WHAT TO DO?**

If I am a teen, I can...

- Encourage my friends that getting help for life's ups and downs is the only thing to do.
- Ask my friends the Suicide Suicide Severity Rating Scale anytime: <https://www.kansas.gov/ksasks>
- Make classes about teen getting help less boring.
- Talk to my teacher during an active class.
- Break the stigma by encouraging discussion of mental health.
- Call or Text the Suicide & Crisis Lifeline at 800-273-8255 when I am worried about myself or a friend.
- Read a National Alliance on Mental Illness (NAMI) Young Alliance for Student Presentation: <https://www.nami.org/About-NAMI/Youth-Programs/Young-Adults>
- Be an example of kindness and connection to those around me.

Help and resources are available!

Organization	Phone Number
Suicide & Crisis Lifeline	800-273-8255
Substance Abuse and Mental Health Services Administration (SAMHSA)	800-488-7346
Suicide Prevention Resource Center	800-273-8255
National Alliance on Mental Illness - Kansas	785-242-2222
Kansas School Safety Institute	785-242-2222
Kansas Department for Aging and Disability Services (KADS)	785-242-2222
Kansas Health Care	785-242-2222
Kansas Prevention Collaborative	785-242-2222
Truist Local Community Mental Health Center (CMHC)	785-242-2222
Kansas Department for Children and Families	785-242-2222
Kansas Department of Health and Environment	785-242-2222

**A FRIEND, ESPECIALLY AN INFORMED FRIEND,** can help make a difference for someone who may be struggling with thoughts of suicide.

Download the "Kansas A Friend Asks" APP and keep it as a ready resource.

Search "Kansas A Friend Asks" for the free app on the Apple App Store and Google Play.

[www.ag.ks.gov/asKS](http://www.ag.ks.gov/asKS)

#BeThe1To

**ASK. KEEP THEM SAFE. BE THERE. HELP THEM CONNECT. FOLLOW UP.**

Suicide is the #2 cause of death from age 10-24. You can #BeThe1to help prevent suicide.

National Suicide Prevention Lifeline  
**800-273-TALK (8255)**

Kansas Department of Health | KSPHQ | Kansas Department of Education

[ksphq.org/art-contest](https://ksphq.org/art-contest)

**YOUTH SUICIDE PREVENTION ART CONTEST**

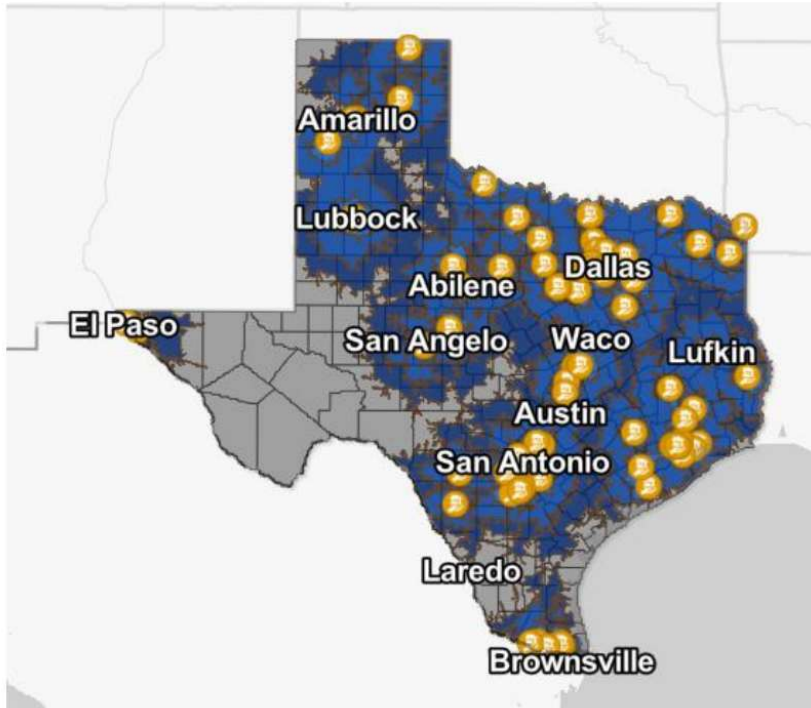
for artists, grades 6th - 12th

Submissions Close @ 9:59 PM | September 30th

Kansas- Suicide Self Harm Topic Team, 2024







## Safe Riders Distribution Partner Sites

 Safe Riders Program Locations



### Texas Safe Riders Locations Drive Times

#### Drive Time

-  Within 5 minute drive time
-  Between 5 and 10 minute drive time
-  Between 10 and 15 minute drive time
-  Between 15 and 30 minute drive time
-  Between 30 and 60 minute drive time
-  Between 60 and 90 minute drive time

Texas Child Passenger Safety Topic Team, 2024

## Progress to Date

Five counties conducting teen driver safety educational outreach.

- Adams, Red Willow, Scott Bluff, York and Buffalo
- Leveraged HSO and Safe Kids funding for campaigns
- Outreach methods used: Banners, billboards, table tents, radio, fair education, school assemblies, driver education work



Nebraska Teen Driver Safety Topic Team, 2024

# Next Steps



You can view more [storyboard examples on the CSLC web portal](#)



Please submit your storyboard by **April 15th** by emailing it to your CSLC topic lead (Maria, Lauren, Jenny or Clare Grace) - Selected teams will be contacted about presenting at the Hybrid Learning Session

Reach out to your CSLC topic lead with any questions and for technical assistance

# State Updates/Questions/Discussion

Brainstorm next steps

Give a brief update

Share a success

Share a resource

Ask questions

Make connections

# What's Next?

- **Complete & Submit your storyboard by April 15th**
- Submit monthly reports
- Plan a PDSA
- Update team enrollment as needed
- Reach out for TA
  - Real time walk-through submitting monthly reports, operationalizing forms
  - Choosing change ideas and measures
  - Creating aim/goal statements
  - Choosing and planning a PDSA cycle
  - Brainstorming, strategic planning, capacity building
  - TA/training for your team and partners
  - And more!



**July 2025-November 2026**

**Topic Calls- Held every other month; STAWs- Alternate months**

<b>BP</b> 2 <sup>nd</sup> <u>Tuesday</u> 4:00 – 5:00pm ET  July 8 <sup>th</sup> September 9 <sup>th</sup> November 4 <sup>th</sup> January 13 <sup>th</sup> March 10 <sup>th</sup>	<b>SSHP</b> 2 <sup>nd</sup> Thursday 1:00-2:00 ET  July 10 <sup>th</sup> September 11 <sup>th</sup> November 13 <sup>th</sup> January 15 <sup>th</sup> March 12 <sup>th</sup>	<b>MVTS</b> 3 <sup>rd</sup> Tuesday 1:00-2:00p ET  July 15 <sup>th</sup> September 16 <sup>th</sup> November 18 <sup>th</sup> January 20 <sup>th</sup> March 17 <sup>th</sup>	<b>SUIDP</b> 3 <sup>rd</sup> Thursday 1:00-2:00 ET  July 17 <sup>th</sup> September 18 <sup>th</sup> November 20 <sup>th</sup> January 22 <sup>nd</sup> March 19 <sup>th</sup>	<b>STAWs</b> 3 <sup>rd</sup> Wednesday 2:00-3:00 ET  1 – August 20 <sup>th</sup> 2 – October 15 <sup>th</sup> 3 – December 17 <sup>th</sup> 4 - February 18 <sup>th</sup> 5 – April 15 <sup>th</sup>
<b>May 6 &amp; 7, 2026 Hybrid Learning Session</b>				
May 12 <sup>th</sup> July 14 <sup>th</sup> September 8 <sup>th</sup> November 10 <sup>th</sup>	May 14 <sup>th</sup> July 8 <sup>th</sup> September 10 <sup>th</sup> November 12 <sup>th</sup>	May 19 <sup>th</sup> July 21 <sup>st</sup> September 15 <sup>th</sup> November 17 <sup>th</sup>	May 21 <sup>st</sup> July 16 <sup>th</sup> September 17 <sup>th</sup> November 19 <sup>th</sup>	6– June 17 <sup>th</sup> 7 – August 19 <sup>th</sup> 8 – October 14 <sup>th</sup>

Office hours every other month between topic calls  
 STAWs are open to all! Please share with partners and colleagues.  
 No registration required! Recurring link to join: [go.edc.org/STAW](https://go.edc.org/STAW)

# Thank you!

1

Please fill out our brief evaluation:



2

Visit our website and follow us on social media



[childrenssafetynetwork.org](https://childrenssafetynetwork.org)



[Children's Safety Network](#)



[Children's Safety Network](#)



[@ChildrensSafety](#)



[Children's Safety Network](#)